

## Combination Shower with Rectangular Eyewash & Eye/Face Wash Bowl

SPECIFICATION



### FEATURES:

- 8 in. diameter yellow plastic showerhead
- Internal 20 gpm flow control
- 1" NPT female brass, chrome plated full flow stay-open ball valve
- Powder coated yellow aluminum triangular pull rod
- 1 ¼" IPS galvanized steel piping with brass fittings
- 1 ¼" NPT female inlet & waste
- 20 @ 30 psi

### EYE/FACE WASH: SE-505

- (2) aerated yellow nylon spray outlets
- Stainless steel bowl
- ½ in. NPT female brass chrome plated full flow stay-open ball valve
- Stainless steel trigger bar activator
- 3.0 gpm @ 30 psi
- Universal emergency sign included

### COMPLIANCE:

- Certified to ANSI/ISEA Z358.1

### FINISHES:

- DuraJade™ powder-coated galvanized steel (standard)

### OPTIONS:

- Stainless steel cover  -CV
- Anti-freeze protection valve  -FPV
- Hand & foot operation  -HFO
- Hand-held spray  -HS
- Self-closing shower valve with chain & ring  -SCSV
- Stainless steel pull rod  -SPR
- Anti-scald protection valve  -SPV
- Substituting a 1 in. IPS stainless steel ball valve  -SSBV1
- Substituting a ½ in. IPS stainless steel ball valve  -SSBV2
- Substituting of stainless steel showerhead  -SSH  
for standard plastic head

### WARRANTY:

- 3 year limited

SEE REVERSE FOR ROUGH-IN DIMENSIONS

THIS SPACE FOR ARCHITECT/ENGINEER APPROVAL.

# SPEAKMAN®

400 ANCHOR MILL ROAD | NEW CASTLE, DE 19720  
P: 800-537-2107 | F: 800-977-2747  
WWW.SPEAKMANCOMPANY.COM

REVISION DATE: FEBRUARY 2015

Management Systems  
Registered to ISO 9001

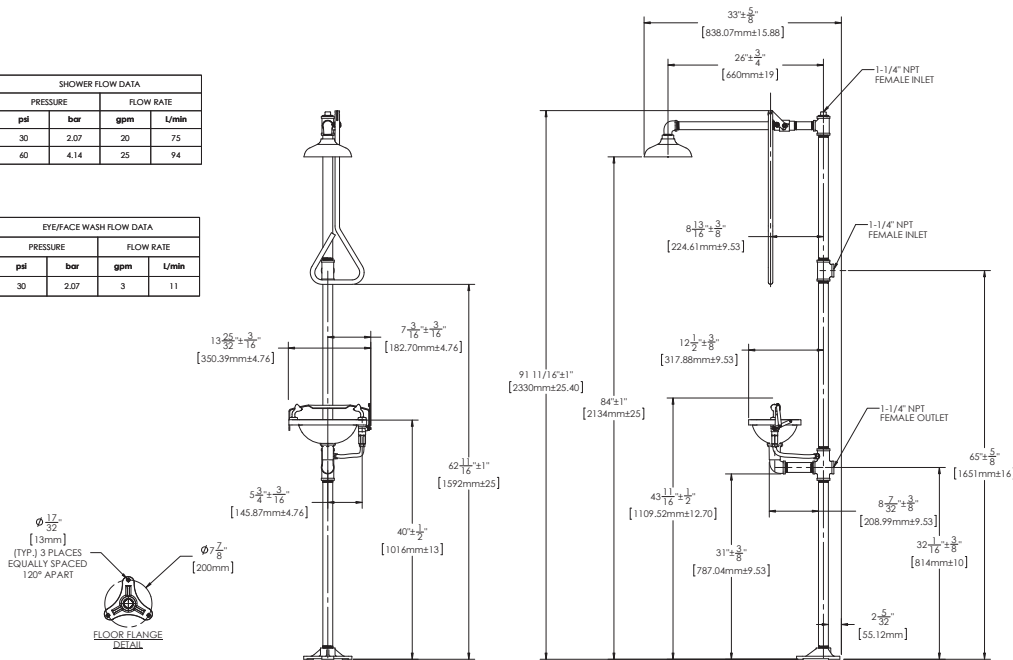
# SPEAKMAN®

## Combination Shower with Rectangular Eyewash & Eye/Face Wash Bowl SE-616

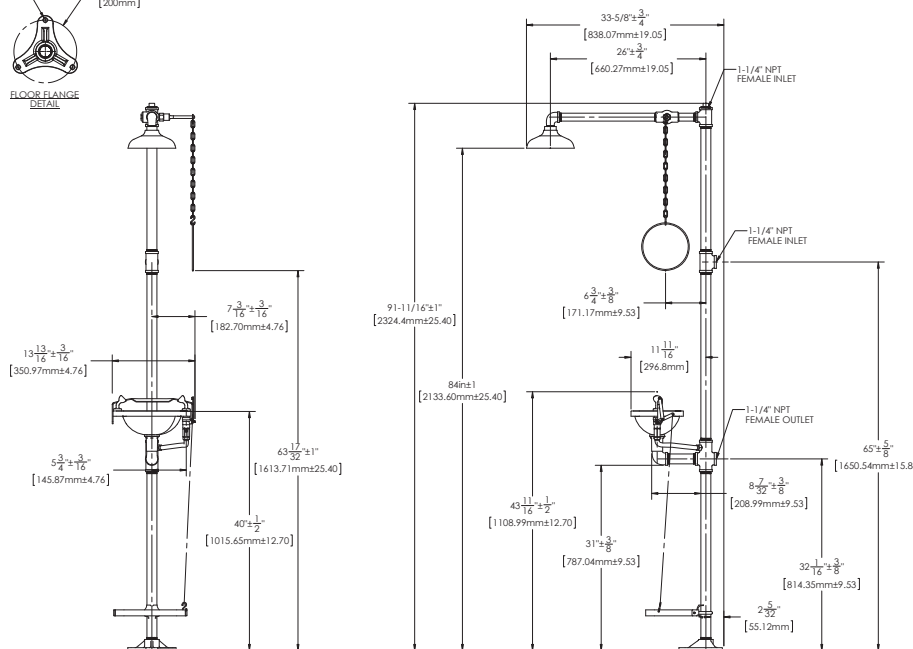
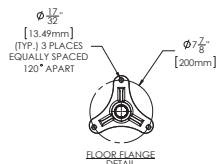
### SPECIFICATION

SHOWER FLOW DATA				
PRESSURE		FLOW RATE		
psi	bar	gpm	l/min	
30	2.07	20	75	
60	4.14	25	94	

EYEFACE WASH FLOW DATA				
PRESSURE		FLOW RATE		
psi	bar	gpm	l/min	
30	2.07	3	11	



SE-616-HFO-SCSV IS SUGGESTED REPLACEMENT FOR SE-610



NOTE: 1. All dimensions are in inches (millimeters) unless otherwise specified and are subject to change without notice. 2. All units meet existing ANSI/ISEA Z358.1 standards and OSHA rules. Product improvements may cause specification and dimensional changes without notice.

THIS SPACE FOR ARCHITECT/ENGINEER APPROVAL.

# SPEAKMAN®

400 ANCHOR MILL ROAD | NEW CASTLE, DE 19720  
 P: 800-537-2107 | F: 800-977-2747  
 WWW.SPEAKMANCOMPANY.COM

Management Systems  
 Registered to ISO 9001

REVISION DATE: FEBRUARY 2015